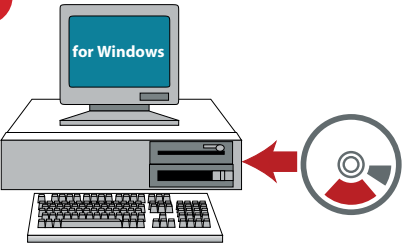


LabJack

Windows Quick Start Guide

U3/UE9

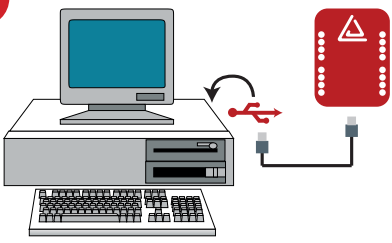
1



Install the Software
(Windows: 98, ME, 2000, XP-32, Vista-32)
Other Operating Systems:
labjack.com => Downloads



2



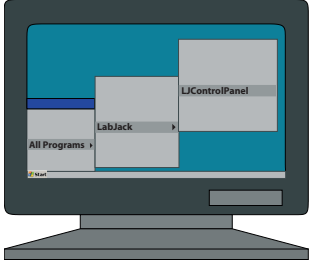
Connect your LabJack
Start with USB!
(For Ethernet, see *User's Guide => Ethernet*)

3



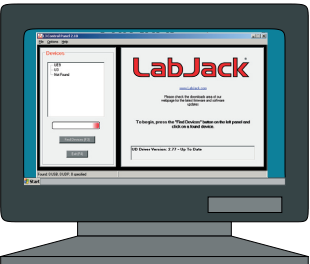
Found New Hardware:
Let Windows install automatically

4



Start LJControlPanel:
Start => All Programs => LabJack => LJControlPanel

5



Test your LabJack

- a** "Find Devices"
- b** "USB - 1"
- c** "Test"

LabJack Not Found?

- a** Start => Control Panel => System => Hardware => Device Manager
- b** Right Click on "LabJack..."
- c** "Uninstall" or "Remove"
- d** Repeat Quick Start

DAQFactory Express:

Rapid Application Development
Fully Licenced version on the CD

- a** Start => Programs => DAQFactory Express => DAQFactory Express
- b** DAQFactory-LabJack Quick Tutorial (in the box)
- i** Start => Programs => DAQFactory Express => DAQFactory - LabJack Application Guide



www.daqexpress.com

DAQFactory Pro Trial:

25 day trial included on the CD

Unlimited pages, 30 more screen components, connectivity to other devices, more allowable I/O points, and much more...

- a** Start => Programs => DAQFactory => DAQFactory
- b** File => Open => Samples \ AshlandWater.ctf



www.azeotech.com

Manuals and Guides:

LabJack User's Guide

Start => Programs => LabJack => LabJack User's Guide

DAQFactory - LabJack Quick Tutorial In the box

DAQFactory - LabJack Application Guide

Start => Programs => LabJack => DAQFactory - LabJack Application Guide

DAQFactory Express User's Guide

Start => Programs => DAQFactory Express => DAQFactory Express User's Guide

Examples and Drivers:

For DAQFactory:

www.daqexpress.com

C, VB, LabVIEW and more:

labjack.com => downloads

Updates:

LabJack:

labjack.com => downloads

DAQFactory Express:

www.daqexpress.com



www.labjack.com => forums

www.daqexpress.com => forums



LabJack: support@labjack.com

DAQFactory: support@azeotech.com